



# D. B. F. Dayanand College of Arts and Science, Solapur

NAAC-Reaccredited 'B++' Grade • ISO 9001 : 2015 Certified

UGC Status as a College With Potential For Excellence (CPE) • Solapur University "Best College Award - 2017"

Maharshi Dayanand Saraswati Chowk, Raviwar Peth, Solapur-413002 (Maharashtra)

Website : <http://www.dayanandsolapur.org>

Email : [dayasolapur@gmail.com](mailto:dayasolapur@gmail.com), [spr\\_dayartsc@bsnl.in](mailto:spr_dayartsc@bsnl.in),

Phone : 0217-2323193 Fax : 0217-2728900

[spr\\_dayartsc@live.com](mailto:spr_dayartsc@live.com),

Principal : **Prof. Dr. Vijaykumar P. Ubale** - 9423535445

## STUDENT SATISFACTION SURVEY REPORT 2019-20

**Objectives:** The survey has been conducted to understand student's satisfaction level, particularly in respect of teaching-learning and evaluation process practicing in the institution.

**Survey Methodology:** In order to understand student's satisfaction level, responses were collected from some of the students studying in B.A., B.Sc., M.A., M.Sc. and B.Sc.(E.C.S.) in the college. The college has created questionnaire with (20 + 1) 21 questions designed by the NAAC consisting 20 objective questions. Excluding question 1 and 10, remaining questions scaled as 0 to 4 from poor performance to excellent.

**Participants:** The student satisfaction survey conducted for understanding their satisfaction level covered a total of 292 active students from all classes of regular programs like B.A., B.Sc., B.Sc.(E.C.S.), M.A. and M.Sc.

<https://dayanandsolapur.org/IOAC/SSS-Report-2019-20.pdf>

The detailed analysis and findings is uploaded on the college website as per the above provided link



*Vijaykumar P. Ubale*  
**PRINCIPAL**  
**D.B.F. DAYANAND COLLEGE OF**  
**ARTS & SCIENCE, SOLAPUR.**

## STUDENT SATISFACTION SURVEY REPORT 2019-20

D. B. F. Dayanand College of Arts and Science, Solapur

### Analysis and the findings:

The responses collected from students were designed to an excel sheet designed for the analysis. The question-wise outcome of the result is given below

#### Survey mode :

#### OnlineLink URL:

[https://docs.google.com/forms/d/e/1FAIpOLSDAniemC6utzkPaERhJLy4b1Ch2XWMmheF5PT9ic2xDhinoPO/viewform?usp=sf\\_link](https://docs.google.com/forms/d/e/1FAIpOLSDAniemC6utzkPaERhJLy4b1Ch2XWMmheF5PT9ic2xDhinoPO/viewform?usp=sf_link)


Number of participated students: 292

Total number of question: 21

The Student Satisfaction Survey (SSS) graphically representation:

1) What degree program are you pursuing now?/आपण सध्या कोणत्या डिग्री प्रोग्रामचा पाठपुरावा करत आहात?

292 responses



## STUDENT SATISFACTION SURVEY REPORT 2019-20

D. B. F. Dayanand College of Arts and Science, Solapur


2) What subject area are you currently pursuing?/आपण सध्या कोणत्या विषय क्षेत्राचा पाठपुरावा करीत आहात?

292 responses



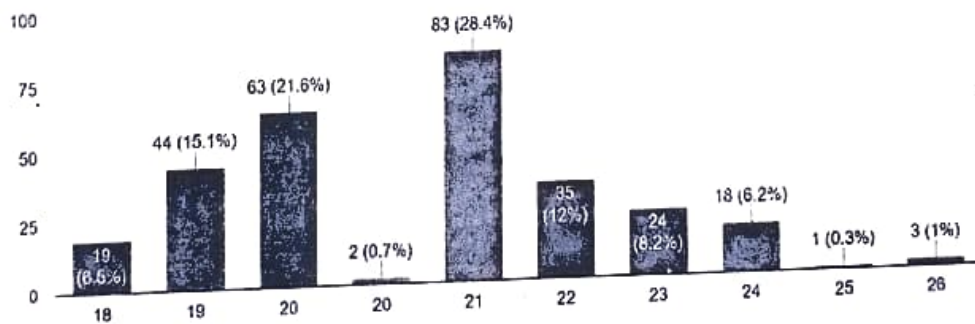
3) Gender: /लिंग :

292 responses



4) Age: /वय:

292 responses



## STUDENT SATISFACTION SURVEY REPORT 2019-20

D. B. F. Dayanand College of Arts and Science, Solapur

1) How much of the syllabus was covered in the class?/वर्गात किती अभ्यासक्रम पूर्ण झाला होता?

292 responses



- 85 to 100%
- 70 to 84%
- 55 to 69%
- 30 to 54%
- Below 30%

2) How well did the teachers prepare for the classes? /शिक्षकांनी वर्गात शिकवण्यासाठी कितीपत तयारी केली?


292 responses



- Thoroughly/संपूर्णतः
- Satisfactorily/समाधानकारक
- Poorly/असमाधानकारकपणे
- Indifferently/उदासीनपणे
- Won't teach at all/अजिबात शिकवत नाही

3) How well were the teachers able to communicate? /शिक्षक संवाद साधण्यास किती चांगले सक्षम होते?

292 responses



- Always effective/निहमी प्रभावी
- Sometimes effective/कधीकधी प्रभावी
- Just satisfactory/फक्त समाधानकारक
- Generally ineffective/साधारणपणे अप्रभावी
- Very poor communication/खूप कमी संप्रेषण





## STUDENT SATISFACTION SURVEY REPORT 2019-20

D. B. F. Dayanand College of Arts and Science, Solapur

4) The teacher's approach to teaching can best be described as /अध्यापनातून शिक्षकांचा दृष्टिकोन उत्तम प्रकारे वर्णन केला जाऊ शकतो


292 responses



- Excellent/उत्कृष्ट
- Very good/बहुत उत्तम
- Good/छात
- Fair/योग्य
- Poor/वाईट

5) Fairness of the internal evaluation process by the teachers./शिक्षकांकडून अंतर्गत मूल्यांकन प्रक्रियेची निष्पक्षता

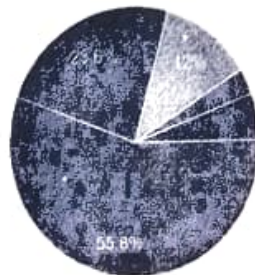
292 responses



- Always fair/नेहमी योग्य
- Usually fair/सहसा योग्य
- Sometimes unfair/कधी कधी योग्य
- Usually unfair/सहसा अयोग्य
- Unfair/अयोग्य

6) Was your performance in assignments discussed with you?/असाईनमेंटमधील तुमच्या कामगिरीबद्दल तुमच्याशी चर्चा झाली का?

292 responses



- Every time/प्रत्येक वेळी
- Usually/सहसा
- Occasionally/Sometimes/ कधी कधी
- Rarely/कचित
- Never/कधीही नाही

## STUDENT SATISFACTION SURVEY REPORT 2019-20

D. B. F. Dayanand College of Arts and Science, Solapur

7) The institute takes active interest in promoting internship, student exchange, field visit opportunities for students./संस्था विद्यार्थ्यांसाठी इंटर्नश... देवाणघेवाण, फिल्ड व्हिजिटच्या संवर्धनासाठी सक्रिय रस घेते.

292 responses



- Regularly/निवमितपणे
- Often/अनेकदा
- Sometimes/कधी कधी
- Rarely/कदाचित
- Never/कधीही नाही

8) The teaching and mentoring process in your institution facilitates you in cognitive, social and emotional growth./आपल्या संस्थेत शिकवण्याची आणि मा... संज्ञानात्मक, सामाजिक आणि भावनिक वाढीस मदत करते.


292 responses



- Significantly/ज्वरत प्रमाणात
- Very well/खूप छान
- Moderately/माध्यमक प्रमाणात
- Marginally/थोड्या प्रमाणात
- Not at all/अजिबात नाही

9) The institution provides multiple opportunities to learn and grow./संस्था शिकण्याची आणि वाढण्याची अनेक संधी उपलब्ध करून देते.

292 responses



- Strongly agree/पूर्णपणे सहमत
- Agree/सहमत
- Neutral/तटस्थ
- Disagree/असहमत
- Strongly disagree/पूर्णपणे असहमत



## STUDENT SATISFACTION SURVEY REPORT 2019-20

D. B. F. Dayanand College of Arts and Science, Solapur

10) Teachers inform you about your expected competencies, course outcomes and programmer outcomes/शिक्षक आपल्याला अपेक्षित असलेली क्षमता, अभ्यास निकात आणि कार्यक्रमाच्या निकालाविषयी माहिती देतात

292 responses



- Every time/प्रत्येक वेळी
- Usually/सहसा
- Occasionally/Sometimes/कधी कधी
- Rarely/कधीत
- Never/कधीही नाही

11) Your mentor does a necessary follow-up with an assigned task to you./आपले गुरू आपल्याला सोपविलेल्या कार्यासह आवश्यक पाठपुरावा करतात.

292 responses



- Every time/प्रत्येक वेळी
- Usually/सहसा
- Occasionally/Sometimes/कधी कधी
- Rarely/कधीत
- I don't have a mentor/माझ्याकडे गुरू नाही

12) The teachers illustrate the concepts through examples and applications./शिक्षक उदाहरणे आणि अनुप्रयोगांद्वारे संकल्पना स्पष्ट करतात.

292 responses



- Every time/प्रत्येक वेळी
- Usually/सहसा
- Occasionally/Sometimes/कधी कधी
- Rarely/कधीत
- I don't have a mentor/माझ्याकडे गुरू नाही



## STUDENT SATISFACTION SURVEY REPORT 2019-20

D. B. F. Dayanand College of Arts and Science, Solapur

13) The teachers identify your strengths and encourage you with providing right level of challenges. /शिक्षक तुमची सामर्थ्य ओळखतात आणि योग्य पातळीवरील आव्हाने देण्यास प्रोत्साहित करतात.


292 responses



- Fully/पूर्णपणे
- Reasonably/एवढेचि
- Partially/अंशतः
- Slightly/किंचित
- Unable to/असम

14) Teachers are able to identify your weaknesses and help you to overcome them./शिक्षक आपल्यातील कमकुवतपणा ओळखण्यात आणि त्या दूर करण्यात आपली मदत करण्यास सक्षम आहेत


292 responses



- Every time/प्रत्येक वेळी
- Usually/सहसा
- Occasionally/Sometimes/कधी कधी
- Rarely/कचित
- Never/कधीही नाही

15) The institution makes effort to engage students in the monitoring, review and continuous quality improvement of the teaching learning process./संस्था सुधारण्यात विद्यार्थ्यांना गुंतविण्याचा प्रयत्न करते.

292 responses



- Strongly agree/पूर्णपणे सहमत
- Agree/सहमत
- Neutral/तटस्थ
- Disagree/असहमत
- Strongly disagree/पूर्णपणे असहमत






## STUDENT SATISFACTION SURVEY REPORT 2019-20

D. B. F. Dayanand College of Arts and Science, Solapur

16) The institute/ teachers use student centric methods, such as experiential learning, participative learning and problem solving methodologies for /en... , षण, सहभागी शिक्षण आणि समस्या सोडवण्याच्या पद्धती.  
292 responses



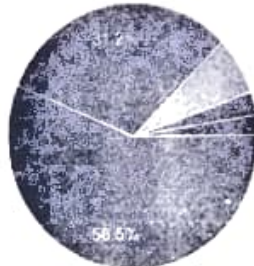
- To a great extent/बऱ्याच प्रमाणात
- Moderate/मध्यम
- Some what/काही प्रमाणात
- Very little/फार थोडे
- Not at all/अजिबात नाही

17) Teachers encourage you to participate in extracurricular activities./शिक्षक तुम्हाला अर्वांतर उपक्रमांमध्ये भाग घेण्यासाठी प्रोत्साहित करतात.  
292 responses



- Strongly agree/पूर्णपणे सहमत
- Agree/सहमत
- Neutral/तटस्थ
- Disagree/असहमत
- Strongly disagree/पूर्णपणे असहमत

18) Efforts are made by the institute/ teachers to inculcate soft skills, life skills and employability skills to make you ready for the world of work. /संस्थे... रोजगाराची कौशल्ये आत्मसात करण्याचे प्रयत्न केले जातात.  
292 responses



- To a great extent/बऱ्याच प्रमाणात
- Moderate/मध्यम
- Some what/काही प्रमाणात
- Very little/फार थोडे
- Not at all/अजिबात नाही




## STUDENT SATISFACTION SURVEY REPORT 2019-20

D. B. F. Dayanand College of Arts and Science, Solapur

19) What percentage of teachers use ICT tools such as LCD projector, Multimedia. etc. while teaching. /शिक्षक शिकवताना किती टक्के आयसीटी साधने वापरतात जसे की एलसीडी प्रोजेक्टर, मल्टीमीडिया इत्यादी .

292 responses



- Above 90%
- 70 - 89%
- 50 - 69%
- 30 - 49%
- Below 20%

20) The overall quality of teaching-learning process in your institute is very good./आपल्या संस्थानातील अध्यापन-शिक्षण प्रक्रियेची एकूण गुणवत्ता चांगली आहे.

292 responses



- Strongly agree/पूर्णपणे सहमत
- Agree/सहमत
- Neutral/तटस्थ
- Disagree/असहमत
- Strongly disagree/पूर्णपणे असहमत



# STUDENT SATISFACTION SURVEY REPORT 2019-20

D. B. F. Dayanand College of Arts and Science, Solapur

Tabular form of all responses for Student Satisfaction Survey (SSS) :

Q. no	Question	Opinion of answer in percentage					Scale of opinions	% of opinion
		A	B	C	D	E		
01	How much of the syllabus was covered in the class?	85 to 100%	70 to 84%	55 to 69%	30 to 54%	Below 30%	70 to 84% and 85 to 100%	94.18 %
		59.59 %	34.59%	2.74%	0.34%	2.74%		
02	How well did the teachers prepare for the classes?	Thoroughly	Satisfactorily	Poorly	Indifferently	Won't teach at all	Thoroughly and Satisfactorily	97.95 %
		61.64 %	36.30%	1.37%	0.34 %	0.34 %		
03	How well were the teachers able to communicate?	Always effective	Sometimes effective	Just satisfactory	Generally ineffective	Very poor communication	Always Effective and Sometimes effective	93.15 %
		79.11 %	14.04 %	5.14 %	1.03 %	0.68 %		
04	The teacher's approach to teaching can best be described as .	Excellent	Very good	Good	Fair	Poor	Excellent And Very Good	78.42 %
		45.55 %	32.88 %	17.81 %	2.40 %	1.37 %		
05	Fairness of the internal evaluation process by the teachers.	Always Fair	Usually fair	Sometimes unfair	Usually unfair	Unfair	Always Fair and Usually fair	94.86 %
		65.75 %	29.11 %	3.42 %	0.68 %	1.03 %		
06	Was your performance in assignments discussed with you?	Excellent	Very good	Good	Fair	Poor	Excellent and Very Good	79.45 %
		55.82 %	23.63 %	11.99 %	3.08 %	5.48 %		
07	The institute takes active Interest in promoting internship, student exchange, field visit opportunities for students.	Regularly	Often	Sometimes	Rarely	Never	Regularly and Often	74.32 %
		46.58 %	27.74 %	14.73 %	6.16 %	4.79 %		
	The teaching and	Significantly	Very well	Moderately	Marginally	Not at all		



# STUDENT SATISFACTION SURVEY REPORT 2019-20

D. B. F. Dayanand College of Arts and Science, Solapur

08	mentoring process in your institution facilitates your incognitive, social and emotional growth	42.47 %	44.18 %	7.19 %	5.14 %	1.03 %	Significantly and Very well	86.64 %
09	9) The institution provides multiple opportunities to learn and grow.	Strongly agree	Agree	Neutral	Disagree	Strongly Disagree	Strongly agree and Agree	
		49.32 %	44.86 %	3.77 %	0.68 %	1.37 %		94.18 %
10	Teachers inform you about your expected competencies, course outcomes and programmer outcomes/	Every time	Usually	Sometimes /Occasionally	Rarely	Never	Every time and Usually	
		74.32 %	19.18 %	2.74 %	2.40 %	1.37 %		93.49 %
11	Your mentor does a necessary follow-up with an assigned task to you.	Every time	Usually	Sometimes /Occasionally	Rarely	I don't have a mentor	Every time and Usualiy	
		69.52 %	21.23 %	5.48 %	2.40 %	1.37 %		90.75 %





# STUDENT SATISFACTION SURVEY REPORT 2019-20

D. B. F. Dayanand College of Arts and Science, Solapur

12	The teachers illustrate the concepts through examples and applications.	Every time	Usually	Sometimes /Occasional ly	Rarely	I don't have a mentor	Every time and Usually	95.55 %
		75.34 %	20.21 %	2.40 %	1.37 %	0.68 %		
13	The teachers identify your Strengths and encourage you with providing right level of challenges..	Fully	Reasonably	Partially	Slightly	Unable to	Fully and Reasonabl y	88.36 %
		66.44 %	21.92 %	6.51 %	3.08 %	2.05 %		
14	Teachers are able to identify your weaknesses and help you to overcome them	Every time	Usually	Sometimes /Occasional ly	Rarely	Never	Every time and Usually	86.64 %
		61.99 %	24.66 %	7.53 %	2.74 %	3.08 %		
15	The institution makes effort to engage students in the monitoring, review and continuous quality improvement of the teaching learning process	Strongly agree	Agree	Neutral	Disagree	Strongly Disagree	Strongly Agree and agree	90.41 %
		40.07 %	50.34 %	6.51 %	1.03 %	2.05 %		
16	The institute/ teachers use Student centric methods, such as experiential learning, participative learning and Problem solving methodologie for enhancing learning experiences	To a great extent	Moderate	Some what	Very little	Not at all	To a great extent and Moderate	88.36 %
		54.11 %	34.25 %	8.56 %	1.03 %	2.05 %		



# STUDENT SATISFACTION SURVEY REPORT 2019-20

## D. B. F. Dayanand College of Arts and Science, Solapur

D. B. F. Dayanand College of Arts and Science, Bangalore								
17	Teachers encourage you to participate in extracurricular activities.	Strongly agree	Agree	Neutral	Disagree	Strongly Disagree	Strongly Agree and agree	89.73 %
		59.93 %	29.79 %	7.53 %	1.03 %	1.71 %		
18	Efforts are made by the institute/ teachers to inculcate soft skills, life skills and employability skills to make you ready for the world of work.	To a great extent	Moderate	Some what	Very little	Not at all	To a great extent and Moderate	87.67 %
		56.51 %	31.16 %	7.19 %	2.74 %	2.40 %		
19	What Percentage of teachers use ICT tools such as LCD projector, Multimedia,etc . while teaching.	Above 90%	70 – 89%	50 – 69%	30 – 49%	Below 29%	Above 90% and 70 – 89%	71.92 %
		30.82 %	41.10 %	14.38 %	8.56 %	5.14 %		
20	The overall quality of teaching-learning process in your institute is very good.	Strongly agree	Agree	Neutral	Disagree	Strongly Disagree	Strongly agree and Agree	94.52 %
		51.71 %	42.81 %	3.08 %	1.03 %	1.37 %		
		Average	rating				88.53%	



# STUDENT SATISFACTION SURVEY REPORT 2019-20

D. B. F. Dayanand College of Arts and Science, Solapur

Question number	Opinion of answer in percentage					Sum Of scores
	A	B	C	D	E	
Weightage /Scale	4	3	2	1	0	
01	85 to 100%	70 to 84%	55 to 69%	30 to 54%	Below 30%	
	59.59 %	34.59%	2.74%	0.34%	2.74%	
	2.38	1.04	0.05	0.00	0.00	3.48
02	Thoroughly	Satisfactorily	Poorly	Indifferently	Won't teach at all	
	61.64 %	36.30%	1.37%	0.34 %	0.34 %	
	2.47	1.09	0.03	0.00	0.00	3.59
03	Always effective	Sometimes effective	Just satisfactorily	Generally ineffective	Very poor communication	
	79.11 %	14.04 %	5.14 %	1.03 %	0.68 %	
	3.16	0.42	0.10	0.01	0.00	3.70
04	Excellent	Very good	Good	Fair	Poor	
	45.55 %	32.88 %	17.81 %	2.40 %	1.37 %	
	1.82	0.99	0.36	0.02	0.00	3.19
05	Always Fair	Usually fair	Sometimes unfair	Usually unfair	Unfair	
	65.75 %	29.11 %	3.42 %	0.68 %	1.03 %	
	2.63	0.87	0.07	0.01	0.00	3.58
06	Excellent	Very good	Good	Fair	Poor	
	55.82 %	23.63 %	11.99 %	3.08 %	5.48 %	
	2.23	0.71	0.24	0.03	0.00	3.21
07	Regularly	Often	Sometimes	Rarely	Never	
	46.58 %	27.74 %	14.73 %	6.16 %	4.79 %	
	1.86	0.83	0.29	0.06	0.00	3.05
08	Significantly	Very well	Moderately	Marginally	Not at all	
	42.47 %	44.18 %	7.19 %	5.14 %	1.03 %	
	1.70	1.33	0.14	0.05	0.00	3.22
09	Strongly agree	Agree	Neutral	Disagree	Strongly Disagree	
	49.32 %	44.86 %	3.77 %	0.68 %	1.37 %	
	1.97	1.35	0.08	0.01	0.00	3.40
10	Every time	Usually	Sometimes /Occasionally	Rarely	Never	
	74.32 %	19.18 %	2.74 %	2.40 %	1.37 %	
	2.97	0.58	0.05	0.02	0.00	3.63
11	Every time	Usually	Sometimes /Occasionally	Rarely	I don't have a mentor	
	69.52 %	21.23 %	5.48 %	2.40 %	1.37 %	
	2.78	0.64	0.11	0.02	0.00	3.55
12	Every time	Usually	Sometimes /Occasionally	Rarely	I don't have a mentor	





# STUDENT SATISFACTION SURVEY REPORT 2019-20

## D. B. F. Dayanand College of Arts and Science, Solapur

	75.34 %	20.21 %	2.40 %	1.37 %	0.68 %	
	3.01	0.61	0.05	0.01	0.00	3.68
	Fully	Reasonably	Partially	Slightly	Unable to	
13	66.44 %	21.92 %	6.51 %	3.08 %	2.05 %	
	2.66	0.66	0.13	0.03	0.00	3.48

	Every time	Usually	Sometimes /Occasionally	Rarely	Never	
14	61.99 %	24.66 %	7.53 %	2.74 %	3.08 %	
	2.48	0.74	0.15	0.03	0.00	3.40
	Strongly agree	Agree	Neutral	Disagree	Strongly Disagree	
15	40.07 %	50.34 %	6.51 %	1.03 %	2.05 %	
	1.60	1.51	0.13	0.01	0.00	3.25
	To a great extent	Moderate	Some what	Very little	Not at all	
16	54.11 %	34.25 %	8.56 %	1.03 %	2.05 %	
	2.16	1.03	0.17	0.01	0.00	3.37
	Strongl yagree	Agree	Neutral	Disagree	Strongly Disagre e	
17	59.93 %	29.79 %	7.53 %	1.03 %	1.71 %	
	2.40	0.89	0.15	0.01	0.00	3.45
	To a great extent	Moderate	Some what	Very little	Not at all	
18	56.51 %	31.16 %	7.19 %	2.74 %	2.40 %	
	2.26	0.93	0.14	0.03	0.00	3.37
	Above 90%	70 – 89%	50 – 69%	30 – 49%	Below 29%	
19	30.82 %	41.10 %	14.38 %	8.56 %	5.14 %	
	1.23	1.23	0.29	0.09	0.00	2.84
	Strongly agree	Agree	Neutral	Disagree	Strongly Disagree	
20	51.71 %	42.81 %	3.08 %	1.03 %	1.37 %	
	2.07	1.28	0.06	0.01	0.00	3.42
	Average score					3.39





## STUDENT SATISFACTION SURVEY REPORT 2019-20

D. B. F. Dayanand College of Arts and Science, Solapur

Observations of Students Satisfaction Survey on overall performance 2019-20:

The Following are the observation on Students Satisfaction Survey feedback on overall performance of institution :

1. A good number of students (59.59 %) pointed out that more than 85 % syllabus covered in classes.
2. A large number of students' (97.95 %) opinion that the teachers prepare for the classes.
3. Majority of students (93.15 %) expressed that teachers able to communicate.
4. 78.48 % students opinion that the teacher's approach is best.
5. 94.86 % student agreed that fairness of the internal evaluation process by the teachers.
6. 79.45 % students expressed that our performance in assignments discussed with them.
7. A good number of students 74.32 % acknowledgements the college takes active interest in promoting internship, student exchange, field visit opportunities for students.
8. Significant number of students' (86.64 %) opinion that the teaching and mentoring process in college is good
9. 4.18 % students are of the opinion that the college provides multiple opportunities to learn and grow.
10. Significant number of students (93.49 %) expressed that teachers inform about expected competencies, course outcomes and programme outcomes
11. ( 90.75 % ) students agreed that mentor does a necessary follow-up with an assigned task .
12. Significant students (95.55 % ) expressed that the teachers illustrate the concepts through examples and applications.
13. Majority of students (88.36 % ) agreed that the teachers identify strength and encourage them with providing right level of challenges..
14. 86.64 % students expressed teachers are able to identify weaknesses and help to overcome them
15. 90.41 % students revealed that the institution makes effort to engage students in the monitoring, review and continuous quality improvement of the teaching learning process
16. Majority of students (88.36 % ) say that the college / teachers use student centric methods, such as experiential learning, participative learning and problem solving methodologies for /enhancing learning experiences
17. 89.73 % students agreed that teachers encourage to participate in extracurricular activities./
18. 87.67 % students expressed their consent that the efforts are made by the institute/ teachers to inculcate soft skills, lifeskills and employability skills to make you ready for the world of work.
19. 71.92 % Students expressed that more than 70 % teachers use ICT tools such as LCD projector, Multimedia, etc. while teaching.



## STUDENT SATISFACTION SURVEY REPORT 2019-20

**D. B. F. Dayanand College of Arts and Science, Solapur**

20. A larger number of students (94.58 %) felt that the overall quality of teaching-learning process in college is very good.

Responses for question no. 21 Any three suggestions.

Some Students have expressed their opinion instead of suggestions.

1. Great
2. Well teaching
3. Should give gap in between lectures.
4. Should take some lectures on out of syllabus.
5. Teaching is best and learning experience is too much good.
6. Use better graphics and visual media to engage students well. ...
7. Nothing
8. All things are good
11. It is the best institution and fulfill all the necessary things and always tries to makes students better for their future.
12. Our institute contains best teachers, but population of students is lot more so student teacher interaction is less.
13. Instead of CHB staff, please provide NET qualified staff, if possible permanent staff for Geology Department.

